



X849/77/11

Modern Studies

THURSDAY, 18 MAY
9:00 AM – 12:00 NOON

Total marks — 90

Attempt ONE Section only

SECTION 1 — POLITICAL ISSUES AND RESEARCH METHODS — 90 marks

Part A — Attempt any TWO questions. Each question MUST be from a different topic.
Part B — Attempt BOTH questions

SECTION 2 — LAW AND ORDER AND RESEARCH METHODS — 90 marks

Part A — Attempt any TWO questions. Each question MUST be from a different topic.
Part B — Attempt BOTH questions

SECTION 3 — SOCIAL INEQUALITY AND RESEARCH METHODS — 90 marks

Part A — Attempt any TWO questions. Each question MUST be from a different topic.
Part B — Attempt BOTH questions

Write your answers clearly in the answer booklet provided. In the answer booklet you must clearly identify the question number you are attempting.

Use **blue** or **black** ink.

Before leaving the examination room you must give your answer booklet to the Invigilator; if you do not, you may lose all the marks for this paper.



* X 8 4 9 7 7 1 1 *

SECTION 1 — POLITICAL ISSUES AND RESEARCH METHODS — 90 marks

PART A — 60 marks

Attempt any TWO questions. Each question MUST be from a different topic.

Topic A: Power and influence

1.

Discuss, with reference to the UK/Scotland **and** any other country/countries you have studied.

30

2.

Discuss, with reference to the UK/Scotland **and** any other country/countries you have studied.

30

Topic B: Political ideology

3.

Discuss, with reference to the UK/Scotland **and** any other country/countries you have studied.

30

4.

Discuss, with reference to the UK/Scotland **and** any other country/countries you have studied.

30

Topic C: Political structures

5.

Discuss, with reference to the UK/Scotland **and** any other country/countries you have studied.

30

6.

Discuss, with reference to the UK/Scotland **and** any other country/countries you have studied.

30

PART B — 30 marks
Attempt BOTH questions

7. You are researching the role of interest groups in politics.
To what extent would observation be the best method for investigating this issue?
You should include reference to an alternative method(s) in addition to observation.
In your answer you should make reference to relevant examples.


15

[Turn over

8. To what extent can Source A be considered trustworthy?

15

Source A



[About us](#) [Investors](#) [Careers](#) [Contact us](#) [United Kingdom](#)

Concern about Ukraine remains high among Britons

11 March 2022 **Widespread approval for President Zelenskyy, government response**

New research from Ipsos shows widespread approval among Britons of the way President Volodymyr Zelenskyy of Ukraine is handling the Russian invasion of Ukraine. Eight in 10 (78%) Britons say he has done a good job while only 6% disagree.

Looking at other countries, 4 in 10 (41%) say the European Union has done a good job reacting to the invasion (17% bad), while 33% think President Joe Biden has done a good job (24% bad).

Nine in 10 (89%) now say they are following stories about the Russian invasion of Ukraine closely, up from 73% before Russia sent in troops.

THE AUTHOR(S)

Gideon Skinner
Head of Political Research

Cameron Garrett
Public Affairs

Concern about the impact of the Russian invasion of Ukraine


To what extent, if at all, would you say you are concerned about the impact of the Russian invasion of Ukraine on . . . ?

Concerned
 Not concerned

Ukrainian civilians		
10 th March 2022	91%	6%
2 nd March 2022	91%	6%
The economy		
10 th March 2022	85%	13%
2 nd March 2022	83%	14%
UK National safety and security		
10 th March 2022	80%	19%
2 nd March 2022	77%	18%
Yourself		
10 th March 2022	63%	33%
2 nd March 2022	61%	35%

Base: 1,027 online British adults aged 16-75, 10 March 2022

© Ipsos | March 2022



This may be unsurprising considering a vast majority of Britons continue to be worried about the impacts of the invasion. Nine in 10 (91%) are concerned about the impact on Ukrainian civilians, 85% are worried about how the UK economy will be impacted while 8 in 10 (80%) are concerned about the effect the invasion will have on UK national safety and security. Six in 10 (63%) are concerned about the impact the Russian invasion of Ukraine will have on themselves.

8. (continued)

Source A (continued)

Support continues to be high for diplomatic and economic interventions (65%) and humanitarian interventions (64%). Support for military intervention remains lower at 25%. But only one in 10 (11%) say Britain should not intervene at all, down from 21% when this question was first asked in January 2022.

Gideon Skinner, Head of Political Research at Ipsos in the UK, said:

'Britons remain focused on the news from Ukraine, amid high levels of concern both for its impact on Ukrainians themselves (along with widespread support for President Zelenskyy), and the impact it may have on the UK economy and national security. Support for diplomatic, economic, and humanitarian actions continues, but although ratings of the Government's and Prime Minister's response are more positive than at the very start of the crisis, there is some sign of criticism this week.'

Technical note:

Ipsos interviewed a representative sample of 1,027 British adults aged 16-75. Interviews were conducted online on the 10 March 2022. Data are weighted to match the profile of the population. All polls are subject to a wide range of potential sources of error.

Download

 DOWNLOAD THE CHARTS

 DOWNLOAD THE TABLES

 DOWNLOAD FULL REPORT

For more information:

Kelly Beaver Ipsos UK Chief Executive kelly.beaver@ipsos.com

Gideon Skinner Research Director gideon.skinner@ipsos.com

Keiran Pedley Research Director keiran.pedley@ipsos.com

Cameron Garrett Research Manager cameron.garrett@ipsos.com

[Turn over

SECTION 2 — LAW AND ORDER AND RESEARCH METHODS — 90 marks

PART A — 60 marks

Attempt any TWO questions. Each question MUST be from a different topic.

Topic A: Understanding the criminal justice system

9.

Discuss, with reference to the UK/Scotland **and** any other country/countries you have studied

30

10.

Discuss, with reference to the UK/Scotland **and** any other country/countries you have studied.

30

Topic B: Understanding criminal behaviour

11.

Discuss, with reference to the UK/Scotland **and** any other country/countries you have studied

30

12.

Discuss, with reference to the UK/Scotland **and** any other country/countries you have studied.

30

Topic C: Responses by society to crime

13.

Discuss, with reference to the UK/Scotland **and** any other country/countries you have studied.

30

14.

Discuss, with reference to the UK/Scotland **and** any other country/countries you have studied.

30

PART B — 30 marks
Attempt BOTH questions


15. You are researching racism within the criminal justice system.
To what extent would observation be the best method for investigating this issue?
You should include reference to an alternative method(s) in addition to observation.
In your answer you should make reference to relevant examples.

15

[Turn over


16. To what extent can Source B be considered trustworthy?

Source B



[About us](#) [Investors](#) [Careers](#) [Contact us](#) [United Kingdom](#) ▼

[News & Events](#) [Innovation & Knowledge](#) [Our Solutions](#) [Ipsos.digital platform](#)



Almost half of UK adults expect crime in the UK to go up over the next year

30 September 2021 **While police are trusted more than the Government to handle crime and justice, a majority do not have confidence in them to protect the public from crime**

New research by Ipsos shows nearly half of UK adults believe crime levels in the UK will go up over the next 12 months (46%). This increases to 56% among those aged 55-75 compared to only 36% of 18-24-year-olds and 35% of 25-35-year-olds. Overall, only 5% expect to see crime go down while 3 in 10 (30%) believe it will stay the same. The fieldwork was conducted in the beginning of September, before the Sarah Everard sentencing.

Considering specific crimes, UK adults are most likely to expect anti-social behaviour (56%), fraud (52%), drug use (51%) and knife crime (50%) to increase over the next 12 months. Again, around half think robbery/theft (49%) and burglaries (46%) will rise, while similar proportions expect to see an increase in domestic abuse (46%) and sexual offences (42%).

Four in 10 (39%) say the amount of murders and manslaughter will stay the same while 31% believe it will increase. People are split on whether gun crime will remain the same or go up (36% vs 33% respectively). When thinking about how to tackle crime in the UK, the public are most likely to see more police on the beat as the most effective measure (38%), followed by better parenting (26%). Around 2 in 10 say capital punishment (22%), more effective programmes to change behaviour/rehabilitation, more constructive activities for young people and less social inequality would do most to reduce crime (all 21%).

Yet the public feel at risk from a range of fraud and cybercrimes in the UK.

Public attitudes to the risk of cybercrime

How much, if at all, do you personally feel at risk of each of the following. . .

	■ % Felt at risk
Someone accessing my online accounts without permission (eg social media, bank accounts or retail accounts)	85%
My devices (eg smartphones, tablets or laptops) being infected with a computer virus or other malware	82%
Someone accessing my personal devices (eg smartphones, tablets or laptops) without permission	78%
Buying goods online that turn out to be fake or counterfeit	75%
Money being stolen from my bank account	72%
Being tricked or deceived out of giving or donating money or goods to an organisation or person	65%

Base: 2,006 online adults in the UK aged 18-75, 3-4 September 2021

© Ipsos | Understanding Society | September 2021 | Version 1 | Public

THE AUTHOR(S)

Hannah Shrimpton

Public affairs

16. (continued)

Source B (continued)

Hannah Shrimpton, Associate Director at Ipsos, said:

'Although the overall rate of crime has been falling for over two decades, the COVID-19 pandemic had a massive impact on crime patterns in the UK. According to ONS statistics, there were drops in particular types of crime (such as theft and violent crime), yet leaps in fraud and cybercrime, as more people stayed home and turned online. Now, as we move to a new era of the pandemic, there is a risk that patterns will once again shift and we will see a rise in certain types of crime. This is reflected in concerns of nearly half of UK adults — with people most likely to expect anti-social behaviour, fraud, drug use and knife crime to increase. This raises questions for the Government on how best to reassure the public, as these fears are accompanied by a lack of faith in the Government's handling of crime, as well as the police's ability to protect them from some of these issues.'

Technical note:

Ipsos interviewed a representative sample of 2,006 UK adults aged 18-75. Interviews were conducted online from 3rd — 4th September 2021. Data are weighted to match the profile of the population. All polls are subject to a wide range of potential sources of error.

Download

 [DOWNLOAD THE CHARTS](#)

 [DOWNLOAD THE TABLES](#)

 [DOWNLOAD FULL REPORT](#)

For more information:

Hannah Shrimpton Research Director Hannah.Shrimpton@Ipsos.com

[Turn over

SECTION 3 — SOCIAL INEQUALITY AND RESEARCH METHODS — 90 marks

PART A — 60 marks

Attempt any TWO questions. Each question MUST be from a different topic.

Topic A: Understanding social inequality

17.

Discuss, with reference to the UK/Scotland **and** any other country/countries you have studied.

30

18.

Discuss, with reference to the UK/Scotland **and** any other country/countries you have studied.

30

Topic B: The impact of social inequality

19.

Discuss, with reference to the UK/Scotland **and** any other country/countries you have studied.

30

20.

Discuss, with reference to the UK/Scotland **and** any other country/countries you have studied.

30

Topic C: Responses to social inequality

21.

Discuss, with reference to the UK/Scotland **and** any other country/countries you have studied.

30

22.

Discuss, with reference to the UK/Scotland **and** any other country/countries you have studied.

30

PART B — 30 marks
Attempt BOTH questions


23. You are researching non-governmental organisations involved in responding to inequality.
- To what extent would observation be the best method for investigating this issue?
You should include reference to an alternative method(s) in addition to observation.
In your answer you should make reference to relevant examples.

15

[Turn over


24. To what extent can Source C be considered trustworthy?

Source C



[About us](#) [Investors](#) [Careers](#) [Contact us](#) [United Kingdom](#) ▼

[News & Events](#) [Innovation & Knowledge](#) [Our Solutions](#) [Ipsos.digital platform](#)



The majority of Britons think gender inequality will not be addressed as Britain recovers from the pandemic

28 September 2021 **As we continue in our recovery from the COVID-19 pandemic, we ask Britons what to expect to happen to gender inequalities**

New research by Ipsos shows Britons are split when it comes to predicting the potential effects (eg economic, social and health) the COVID-19 pandemic will have on different genders. Most expect that both men and women will be impacted as negatively as each other (61%) while 1 in 10 predict men will be the gender effected worse and 15% say women will suffer more.

THE AUTHOR(S)

Kelly Beaver
Chief Executive, UK

Cameron Garrett
Public Affairs

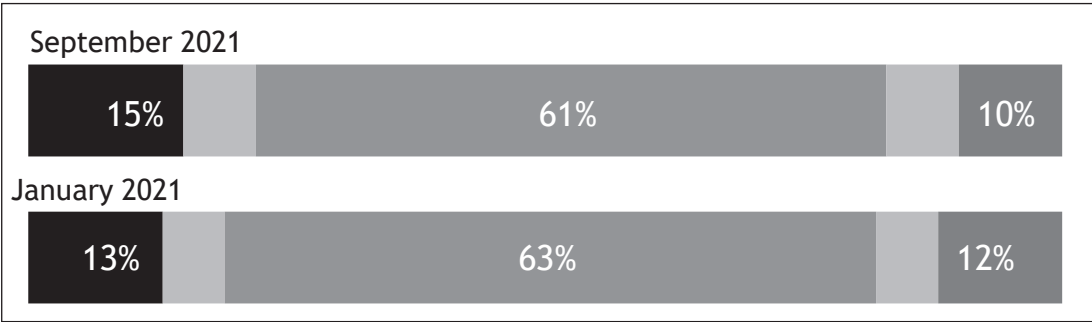
Three in five think the COVID-19 will have the same impact on men and women alike – one in six say it will be more negative for women

Taking all the potential effects into account (such as health, economic, and social impacts) do you think the COVID-19 will have a more negative impact on men, women, or will it have the same impact on both?

More negative for women

The same impact on both


More negative for men



Month	More negative for women	The same impact on both	More negative for men
September 2021	15%	61%	10%
January 2021	13%	63%	12%

Base: 1,016 online British adults 16-75, 22 September 2021

© Ipsos | September 2021



Perhaps unsurprisingly, men are more likely to expect their own gender to be the most negatively affected (12% vs. 8% who say women) while women are also more likely to choose their own gender (18% vs 8% who say men).

24. (continued)

Source C (continued)

Looking to the future, many doubt the equality agenda will have progressed throughout the pandemic, instead 53% expect the level of equality to be the same as it was pre-pandemic, showing little change since January when 55% said the same in our International Women's Day survey. More than 1 in 10 expect to see women become less equal with men as they were before the COVID-19 outbreak (13%) while a similar proportion think they will become more equal (10%). Nine per cent say women and men were already equal before the pandemic began.

The study finds that women are less optimistic than men about whether equality will improve. Only 5% of women think they will become more equal with men compared to before COVID-19 while 6 in 10 (58%) say things will stay the same and 15% predict they will become less equal. On the other hand, 14% of men predict equality will improve, 49% say it will stay the same and 11% expect it to get worse.

Kelly Beaver, Managing Director of Public Affairs at Ipsos, said:

'This latest data shows the gap between the perception of how COVID-19 has affected men and women vs the reality. While the majority of Britons believe that men and women will be impacted negatively as one another, we know that women have borne the brunt of additional caring work brought about by the pandemic as well as being more likely to be placed on furlough, an issue affecting younger women in particular. Today's release highlights the need to take a holistic view when it comes to gender equality as the Government seeks to 'build back better' after COVID-19.'

Technical note:

Ipsos interviewed a representative sample of 1,016 Britons aged 16-75. Interviews were conducted online on 22nd September 2021. Data are weighted to match the profile of the population. All polls are subject to a wide range of potential sources of error.

Download

 [DOWNLOAD THE CHARTS](#)

 [DOWNLOAD THE TABLES](#)

 [DOWNLOAD FULL REPORT](#)

For more information:

Kelly Beaver Managing Director kelly.beaver@ipsos.com

Gideon Skinner Research Director gideon.skinner@ipsos.com

Cameron Garrett Research Manager cameron.garrett@ipsos.com

[END OF QUESTION PAPER]

[BLANK PAGE]

DO NOT WRITE ON THIS PAGE

[BLANK PAGE]

DO NOT WRITE ON THIS PAGE

[BLANK PAGE]

DO NOT WRITE ON THIS PAGE

Acknowledgement of copyright

Section 1 Part B Source A Screenshot is adapted from <https://www.ipsos.com/en-uk/concern-about-ukraine-remains-high-among-britons>.

SQA has made every effort to trace the owners of copyright of this item and seek permissions. We are happy to discuss permission requirements and incorporate any missing acknowledgement. Please contact question.papers@sqa.org.uk.

Section 2 Part B Source B Screenshot is adapted from <https://www.ipsos.com/en-uk/almost-half-uk-adults-expect-crime-uk-go-over-next-year>.

SQA has made every effort to trace the owners of copyright of this item and seek permissions. We are happy to discuss permission requirements and incorporate any missing acknowledgement. Please contact question.papers@sqa.org.uk.

Section 3 Part B Source C Screenshot is adapted from <https://www.ipsos.com/en-uk/majority-britons-think-gender-inequality-will-not-be-addressed-britain-recovers-pandemic>.

SQA has made every effort to trace the owners of copyright of this item and seek permissions. We are happy to discuss permission requirements and incorporate any missing acknowledgement. Please contact question.papers@sqa.org.uk.