



National
Qualifications
2022

2022 Music

Advanced Higher

Finalised Marking Instructions

© Scottish Qualifications Authority 2022

These marking instructions have been prepared by examination teams for use by SQA appointed markers when marking external course assessments.

The information in this document may be reproduced in support of SQA qualifications only on a non-commercial basis. If it is reproduced, SQA must be clearly acknowledged as the source. If it is to be reproduced for any other purpose, written permission must be obtained from permissions@sqa.org.uk










General marking principles for Advanced Higher Music

Always apply these general principles. Use them in conjunction with the detailed marking instructions, which identify the key features required in candidates' responses.

- (a) Always use positive marking. This means candidates accumulate marks for the demonstration of relevant skills, knowledge and understanding; marks are not deducted for errors or omissions.
- (b) Where candidates are asked to identify a number of answers from a list of options, and they identify more answers than required award marks according to the detailed marking instructions for that question.
- (c) Do not accept any answer that is not in the marking instructions. Use your professional judgement when candidates' responses do not exactly match marking instructions but carry the same meaning, for example plagal cadence/IV-I, plainchant/plainsong.
- (d) Multiple-choice questions ask candidates to tick one or more boxes. Accept a cross or any other sign which makes the candidate's intentions clear.
- (e) Use your professional judgement when deciding if candidates' written notation is sufficiently accurate or not.
- (f) Accept inaccurate spelling where the candidate's intention is clear.

Marking instructions for each question

Question			Expected response	Max mark	Additional guidance
1.	(a)		Antiphonal Pedal Semitone Triplets	4	1 mark for each correct answer. Candidate responses can be listed in any order. Do not accept other answers here.
	(b)		Turn	1	Do not accept other answers here.
2.	(a)	(i)	Bar 1: G 1st inversion or V 1st inversion Bar 2: Am or VI	1	Accept G/B, Vb, 5b or 5 1st inversion. Accept A minor, VIa, 6, 6a. Both chords must be correct for 1 mark.
		(ii)	<div style="border: 1px solid black; padding: 5px; display: inline-block;"> (ii) Re-write at same pitch in bass clef. </div> 	1	Pitch for all three notes must be correct for 1 mark. Accept any note values. Accept stems in any direction. Accept any grouping of stems.
	(b)	(i)	4th	1	Accept 4 or perfect 4th.
		(ii)	<div style="border: 1px solid black; padding: 5px; display: inline-block;"> (ii) Accidental </div> 	1	Accidental must be in front of the note and placed accurately. Do not accept other answers here.
	(c)		Plagal	1	Accept IV-I or accept F to C.
3.	(a)		Passacaglia	1	Do not accept other answers here.
	(b)	1.	Viola	1	Do not accept other answers here.
		2.	Answer	1	Do not accept other answers here.
		3.	Contrapuntal or polyphonic	1	Do not accept other answers here.
		4.	Sequence	1	Accept descending sequence or contrary motion.
	(c)		Augmentation	1	Do not accept other answers here.
	(d)		Tierce de Picardie	1	Do not accept other answers here.

Question			Expected response	Max mark	Additional guidance
4.	(a)	(i)		1	Not accepted if written as a fraction. Accept if written on a single staff.
		(ii)	G7	1	Accept Dominant 7th or V ⁷ . Do not accept G, V or Dominant without the 7 th .
	(b)	(i)	B flat (major)	1	Accept Bb or B flat without major.
		(ii)	8va sign and dotted line 	1	Accept 8ve. The 8va should be placed accurately above the first note in the bar. Accept with or without the dotted or solid line.
		(iii)		1	Pitch and rhythm of both notes must be correct for 1 mark. Accept the notes in any octave. Accept stems in any direction or on either side.
5.	(a)	(i)		1	Note-head must be written accurately on the first ledger line. The flat symbol must precede the note and be placed appropriately. Accept any note value. Accept stem in any direction or either side.
		(ii)		1	Pitch and rhythm of all three notes must be correct for 1 mark. Accept stems in any direction or on either side. Each note-head must be placed accurately. The triplet sign must be shown. Accept 3 above or below any of the three notes. A slur or bracket is not necessary.
	(b)		Consort	1	Accept recorder consort or whole consort. Do not accept recorders on their own.
	(c)		Acciaccatura Classical Contrary motion Dominant 7th	4	1 mark for each correct answer. Concepts can be listed in any order.
	(d)		Impressionist	1	Accept impressionism or sonata.

Question			Expected response	Max mark	Additional guidance
6.	(a)	(i)	<p>Melody/harmony 7th chords Added 6ths Change of key or modulation Contrary motion Major Octave(s) Pedal Sequence Syllabic or melismatic Trill</p> <p>Rhythm/texture/structure/form/timbre Accents or sfz Allegro Antiphonal or imitation Brass or any two from: Trumpet(s); trombone(s); tuba(s).</p> <p>Homophonic Irregular time signature or time changes</p> <p>Organ Polyphonic or fugue SATB or Mixed Voice Chorus or Mixed Voice Choir</p> <p>Snare drum or snare drum rolls Staccato Syncopation Xylophone or timpani</p>	2	<p>Accept any two concepts for 1 mark. Do not accept dominant 7ths.</p> <p>Also accept octave leaps.</p> <p>Accept any two concepts for 1 mark. Accept sforzando.</p> <p>Do not accept individual brass instruments on their own. Two of the listed instruments must be identified.</p> <p>Accept 3/4 + 4/4, 7/4 or 5/8. Also accept anything that indicates 5 or 7 beats in a bar.</p> <p>Accept fugal or contrapuntal. Accept choir of male and female voices. Male and female voices on their own is not accepted. Choir on its own is not accepted. Also accept side drum. Do not accept drums.</p> <p>Accept marimba. Accept kettle drum. Do not accept tuned percussion.</p>

Question		Expected response	Max mark	Additional guidance
	(ii)	<p>Melody/harmony Added 6th Change of key Counter melody Discord Dominant 7th or diminished chords</p> <p>Glissando Major Minor or modal Pedal Syllabic</p> <p>Rhythm/texture/structure/form/timbre</p> <p>2/4 or 4/4 or simple time Accents or sfz</p> <p>Anacrusis Andante and allegro</p> <p>Backing vocals Brass Any two from: Bass guitar; drum kit; electric guitar; piano</p> <p>Distortion or reverb Homophonic Imitation Male voice Piccolo Riff or ostinato Strings Syncopation Through-composed Time changes Timpani Xylophone</p>	2	<p>Accept any two concepts for 1 mark.</p> <p>Do not accept modulation.</p> <p>Accept dissonant or dissonance. Accept 7th chords or 9th chords or diminished 7ths.</p> <p>Accept any two concepts for 1 mark.</p> <p>Accept common time. Do not accept 2 or 4 beats in a bar. Accept sforzando.</p> <p>Both tempi must be identified. Accept moderato in place of andante. Italian terms only accepted.</p> <p>Two of the listed instruments must be identified. Synthesizer is an additional acceptable answer. Do not accept bass, drums or guitar.</p> <p>Accept tenor.</p> <p>Accept kettle drum or congas. Accept marimba. Do not accept tuned percussion.</p>

Question		Expected response	Max mark	Additional guidance
	(b) (i)	<p>Answers should focus on:</p> <ul style="list-style-type: none"> • Melody/harmony • Rhythm/texture/structure/form /timbre <p>This should be a written description of what is heard and not simply a list of similarities/differences.</p> <p>Similarities</p> <ol style="list-style-type: none"> 1. 7th chords 2. Accents or sfz 3. Added 6ths 4. Brass 5. Change of key 6. Homophonic 7. Imitation 8. Major 9. Pedal 10. Syllabic 11. Syncopation 12. Time changes 13. Timpani 14. Xylophone 	4	<p>Accept any combination of six similarities/differences.</p> <p>4 marks Six similarities/differences.</p> <p>3 marks Four or five similarities/differences.</p> <p>2 marks Two or three similarities/differences.</p> <p>1 mark One similarity/difference.</p> <p>If a candidate correctly identifies a similarity/difference but also includes a contradictory statement, annotate the correct answer with a tick and the contradictory statement with a cross. Do not award the mark.</p> <p>Where relevant, candidates must refer to features of both excerpts when describing differences.</p> <p>Similarities may be written in any order. Differences may be written in any order.</p> <p>The concepts modern and popular will not be credited here.</p> <p>Where no extended answer is provided, that is, simply a list, a maximum of 2 marks only can be awarded for this part of the question.</p>

Question	Expected response	Max mark	Additional guidance
	<p>Differences When identifying differences 1 and 2, one concept in bold from each excerpt must be included in the response.</p> <p>1) Excerpt 1 uses SATB or Mixed Voice Chorus or Mixed Voice Choir, Excerpt 2 uses solo voice with backing vocals</p> <p>2) Excerpt 1 uses brass and percussion, Excerpt 2 uses a rock band</p> <p>3) Excerpt 1 uses organ, Excerpt 2 uses piano</p> <p>4) Excerpt 1 uses snare drum, Excerpt 2 uses drum kit</p> <p>5) Excerpt 1 is allegro, Excerpt 2 changes from andante to allegro</p> <div style="border: 1px solid black; padding: 5px; margin-top: 10px;"> <p>Only Excerpt 1: antiphonal, fugue, fugal or polyphonic, irregular time signature, melismatic, sequence</p> </div> <div style="border: 1px solid black; padding: 5px; margin-top: 10px;"> <p>Only Excerpt 2: anacrusis, diminished chords or diminished 7ths, discords, distortion or reverb, glissando, minor or modal, through-composed</p> </div>		<p>Accept anything that refers to accompanying singers.</p> <p>Also accept any two from: bass guitar; drumkit; electric guitar; piano; synthesizer. Do not accept bass, drums or guitar.</p> <p>Accept moderato in place of andante. Italian terms only accepted.</p>

Question	Expected response	Max mark	Additional guidance
			<p style="text-align: center;">Additional guidance for extended answers in Q6 (b)(i)</p> <p>Similarities</p> <ol style="list-style-type: none"> 1. 7th Chords – these are used throughout the harmony of both excerpts. 2. Accents – sfz are used throughout excerpt 1 and excerpt 2. 3. Added 6ths – these are used throughout the harmony of both excerpts. 4. Brass – Excerpt 1 uses a brass ensemble (trumpets, trombones and tuba). 5. Change of key – both excerpts feature key changes. 6. Homophonic – this texture features in the brass accompaniment in excerpt 1. 7. Imitation – this is heard in both excerpts and there is antiphonal exchange between voices and instruments in excerpt 1. 8. Major – both excerpts are in a major tonality. 9. Pedal – This features in both excerpts. 10. Syllabic – excerpt 1 features both styles of vocal writing (syllabic and melismatic) whereas excerpt 2 is only syllabic. 11. Syncopation – this features heavily in both excerpts. 12. Time changes – both excerpts feature time changes. Excerpt 1 uses a variety of time signatures including 3/4, 4/4, 3/8, 5/8 and 6/8. Excerpt 2 uses 4/4 and 2/4. 13. Timpani – part of the percussion section in excerpt 1. 14. Xylophone – this features prominently in excerpt 1, punctuating phrases and emphasising octave leaps. <p>Excerpt 1 only</p> <ol style="list-style-type: none"> 1. Antiphonal – antiphonal responses can be heard between the male and female voices. 2. Fugal or polyphonic – imitative entries are heard in the voices whilst singing ‘cum sancto spiritu’. 3. Irregular time signature – a 5/8 passage is heard at the end of the extract. The alternating groupings of 3/4 and 4/4 bars can be heard as 7/4. 4. Melismatic – this can be heard clearly in the ‘Amen’ section towards the end of the excerpt. 5. Sequence – sequences feature throughout to extend the melodic material. <p>Excerpt 2 only</p> <ol style="list-style-type: none"> 1. Anacrusis – the vocal melody features anacrusis. 2. Distortion or reverb – the electric guitar is played with distortion. 3. Glissando – ascending glissandos are heard in the piccolo part in the faster, minor section. Descending glissandos are also heard in the strings in this section. A piano glissando is also heard near the end of the excerpt. 4. Minor – there is a change of key to a minor tonality. 5. Through-composed – the extract does not have any repeating sections and can be described as through-composed.

Question		Expected response	Max mark	Additional guidance
	(ii)	<p>Conclusion</p> <p>Excerpt 1 is from the 20th century/modern period.</p> <p>Excerpt 2 is from the 20th century/modern period.</p> <p>Justification for each period must refer to at least one concept across the categories of:</p> <ul style="list-style-type: none"> • Melody/harmony • Rhythm/texture/structure/form/timbre <p>and may be linked to answers from 6(a) or 6(b)(i).</p> <p>Suggested justifications</p> <p>Excerpt 1 is from the 20th century/modern period because:</p> <ul style="list-style-type: none"> • the use of frequent key changes or 7th chords or added 6ths • it features irregular time signatures and/or time changes • the use of syncopation or accents • wide leaping notes and angular melodic lines • the prominent use of percussion instruments <p>Excerpt 2 is from the 20th century/modern/popular period because:</p> <ul style="list-style-type: none"> • the use of added 6th/added chords or discords • the use of time changes • the use of syncopation • the use of riffs/ostinato • the use of modern rock instruments or guitar effects • it features a soloist with backing vocals • influences of rock or reggae styles. 	2	<p>2 marks</p> <p>Both periods must be correctly identified and justified to achieve 2 marks.</p> <p>1 mark</p> <ul style="list-style-type: none"> • both periods must be correctly identified to achieve 1 mark or • one period must be correctly identified and justified to achieve 1 mark. <p>No half marks can be awarded. Within each excerpt, if an additional incorrect period has been provided, discount the identification of the correct period when marking this question.</p> <p>Also accept use of large percussion section.</p> <p>Accept use of bass guitar or distortion or drumkit or electric guitar or synthesizer or reverb. Do not accept bass, drums or guitar.</p>

Question	Expected response	Max mark	Additional guidance
			<p style="text-align: center;">Additional guidance for Q6 (b)(ii)</p> <p>Excerpts 1 and 2 are both from the 20th century/modern period. The main characteristics of which are listed below.</p> <p>Excerpt 1</p> <ul style="list-style-type: none"> • this piece is written for SATB Choir, brass ensemble (4 trumpets, 2 tenor trombones, bass trombone, tuba), timpani, organ and percussion (including prominent use of snare drum and xylophone) • the latin text, ‘Quoniam tu solus sanctus’, is from the Mass. Latin Mass settings continued to be used by composers in the twentieth century for concert pieces • the influence of Stravinsky and Poulenc can be felt in the rhythmic and harmonic elements of this music. The extract is energetic and rhythmically powerful with syncopation and a proliferation of accents. The composer uses irregular time signatures and time changes • the harmony uses 7th chords and added 6ths which are very common in this period of music. Changes of key are used to build the excitement and drama in this movement. <p>Excerpt 2</p> <ul style="list-style-type: none"> • the piece uses modern rock and popular instruments such as drum kit, electric guitar, bass guitar and synthesizer • the piece uses a range of orchestral instruments including a piccolo, large brass section and percussion, including congas, xylophone and bell tree • various electronic effects are used such as distortion and reverb • the final section, which has been influenced by Reggae music of the 1960s, uses various unusual timbral effects and sounds • rhythmic devices commonly heard in popular music are used throughout, such as syncopation and use of time changes • a riff, which is a common feature in rock music, is heard • the harmony in this excerpt uses added note chords such as added 6th, added 7th along with diminished chords and discords which feature regularly in popular music from the 20th Century • as with many songs in a popular style, it features a soloist (lead vocals) with backing vocals.

[END OF MARKING INSTRUCTIONS]